

EMS Monthly Report for July, 2019

NJ Department of Health

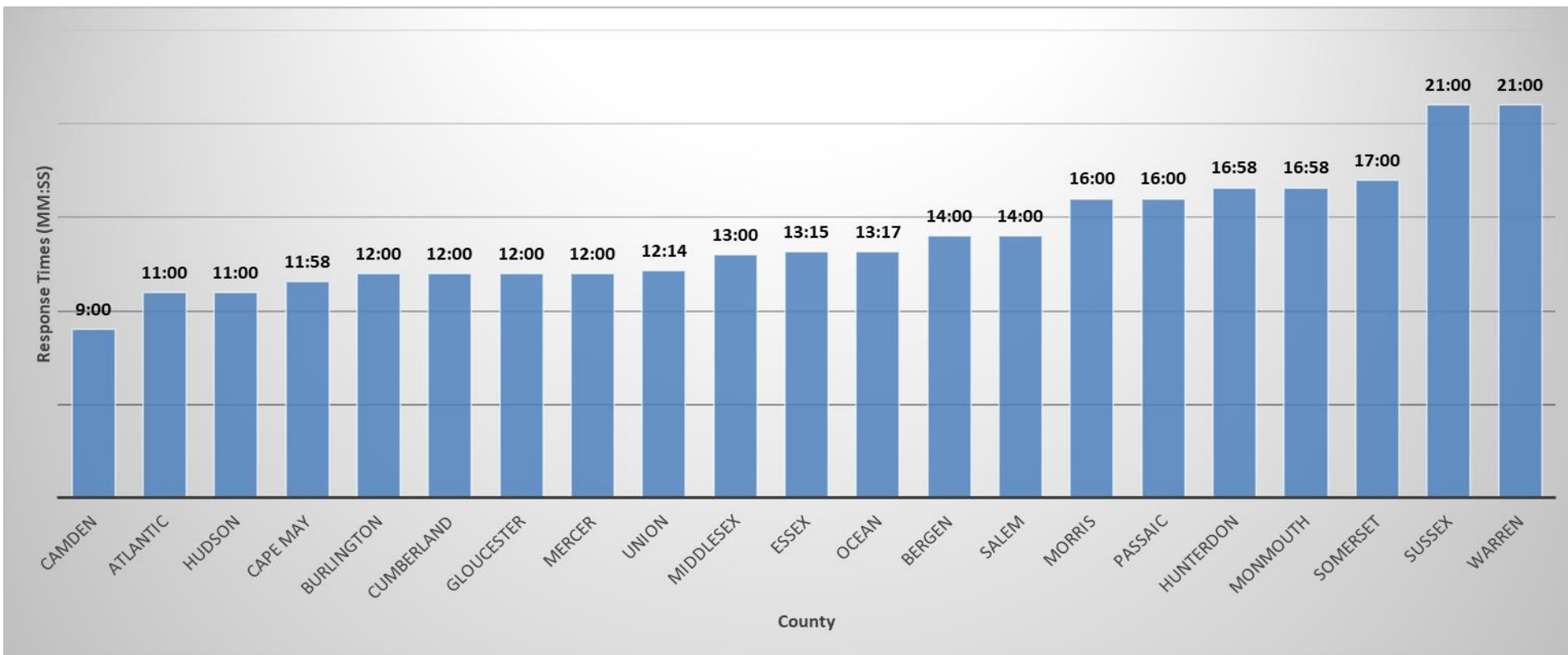
Office of Emergency Medical Services (OEMS)



All EMS Agency Response Times by County, in Minutes

July , 2019

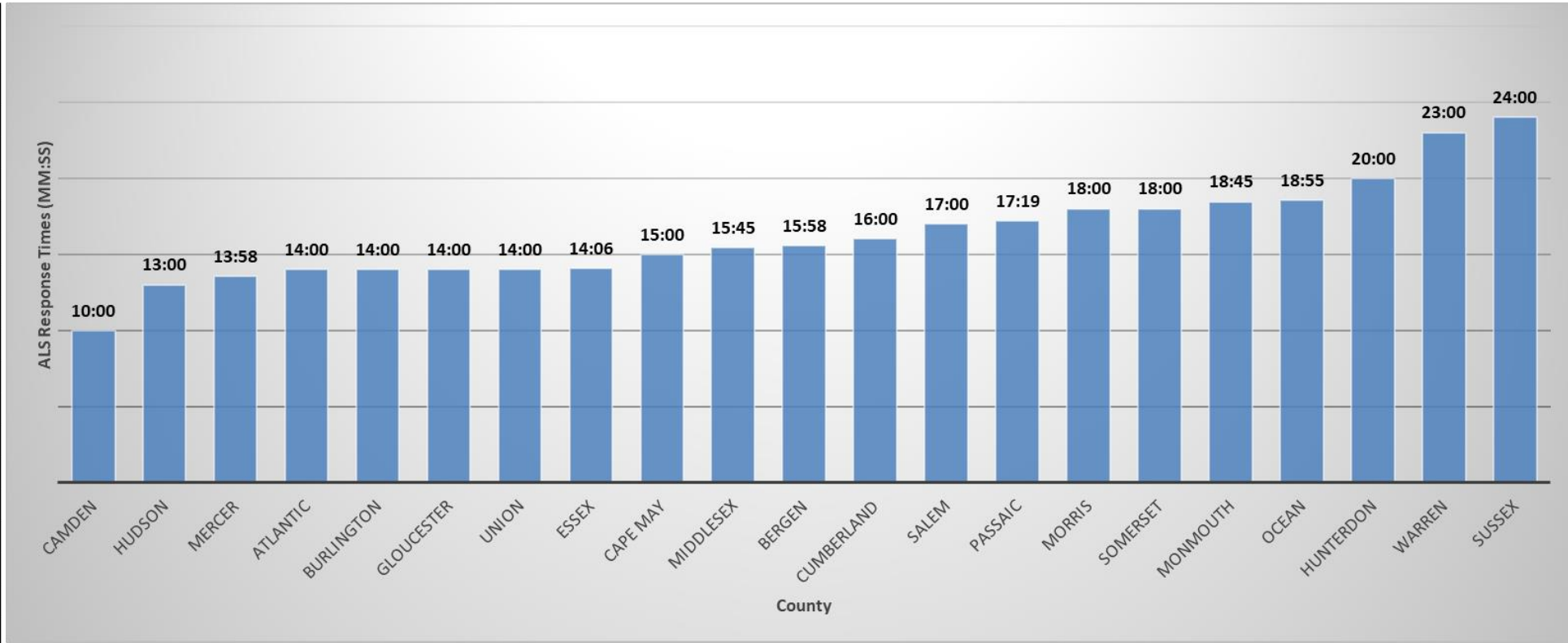
County	90 th Percentile	Total Calls
Camden	9:00	6,391
Atlantic	11:00	4,922
Hudson	11:00	5,332
Cape May	11:58	2,329
Burlington	12:00	4,143
Cumberland	12:00	2,462
Gloucester	12:00	2,716
Mercer	12:00	4,631
Union	12:14	4,983
Middlesex	13:00	7,383
Essex	13:15	11,597
Ocean	13:17	4,748
Bergen	14:00	5,820
Salem	14:00	840
Morris	16:00	3,426
Passaic	16:00	3,450
Hunterdon	16:58	1,154
Monmouth	16:58	4,380
Somerset	17:00	2,062
Sussex	21:00	1,084
Warren	21:00	964
Total Calls		84,817



- Response time is defined as agency dispatch to agency unit arrival on location
- Fractions of a minute were calculated: (fraction of a minute) x 60
- Includes 100% ALS and ~85% BLS statewide data
- 90th Percentile represented as MM.SS
- Non-patient type calls are excluded from this report
- Non-emergency patient transports are excluded from this report

All ALS Agency Response Times by County, in Minutes July, 2019

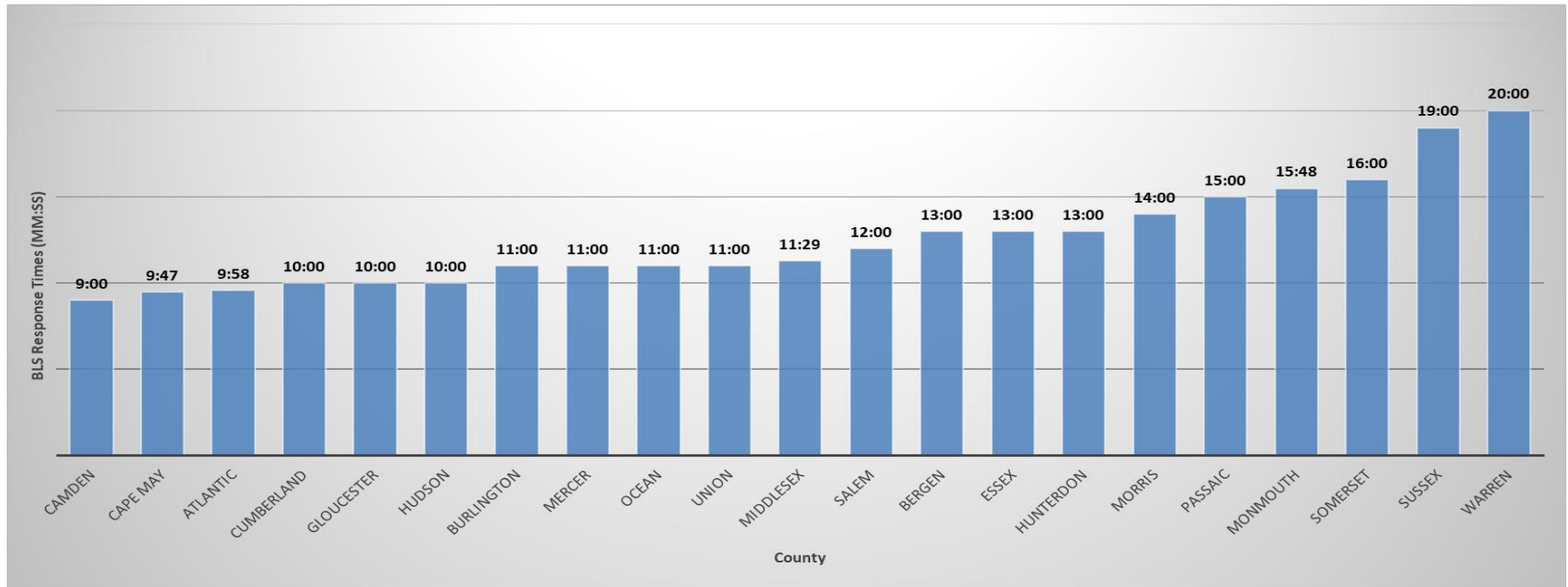
County	90 th Percentile	Total ALS Calls
Camden	10	1,479
Hudson	13	1,326
Mercer	13.58	1,147
Atlantic	14	1,029
Burlington	14	721
Gloucester	14	741
Union	14	1,238
Essex	14.06	2,623
Cape May	15	471
Middlesex	15.45	1,646
Bergen	15.58	1,520
Cumberland	16	581
Salem	17	189
Passaic	17.19	1,273
Morris	18	1,100
Somerset	18	583
Monmouth	18.45	1,052
Ocean	18.55	898
Hunterdon	20	378
Warren	23	355
Sussex	24	370
Total ALS Calls		20,720



Since January, 2018: Response time for ALS and BLS has been added to the report

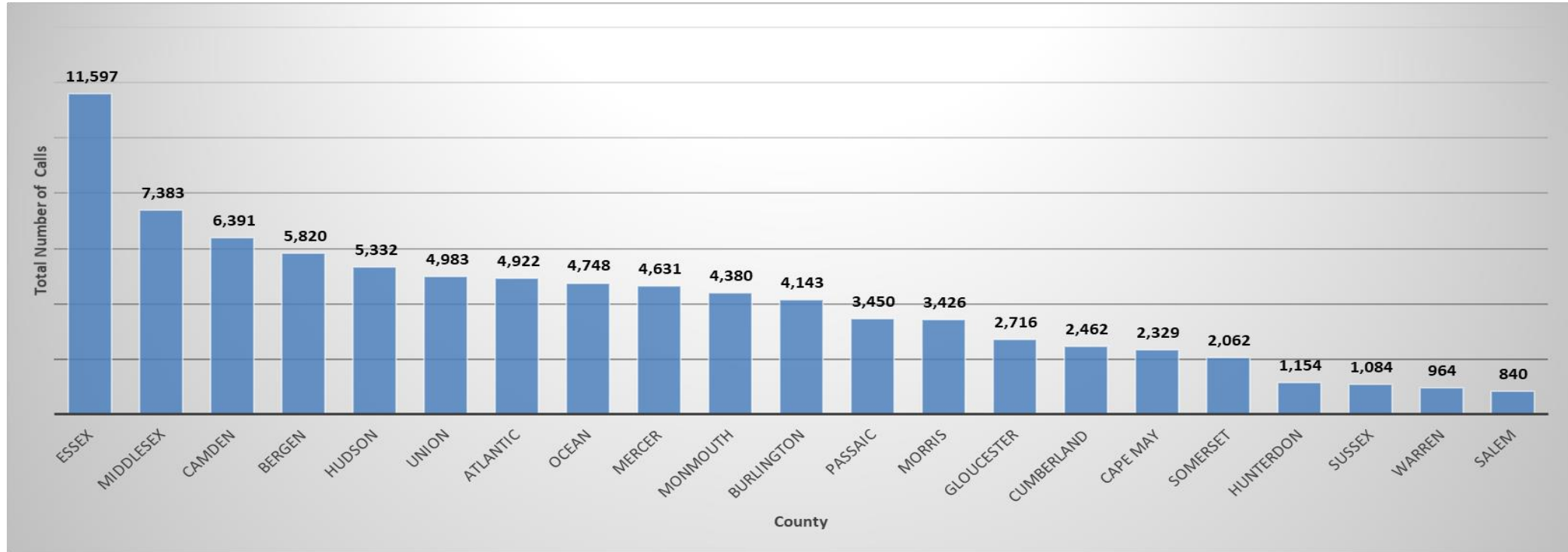
All BLS Agency Response Times by County, in Minutes July, 2019

County	90 th Percentile	Total BLS calls
Camden	9:00	4,909
Cape May	9:47	1,817
Atlantic	9:58	3,891
Cumberland	10:00	1,872
Gloucester	10:00	1,969
Hudson	10:00	4,005
Burlington	11:00	3,422
Mercer	11:00	3,480
Ocean	11:00	3,843
Union	11:00	3,708
Middlesex	11:29	5,511
Salem	12:00	651
Bergen	13:00	4,295
Essex	13:00	8,942
Hunterdon	13:00	775
Morris	14:00	2,325
Passaic	15:00	2,175
Monmouth	15:48	3,324
Somerset	16:00	1,474
Sussex	19:00	713
Warren	20:00	609
Total BLS Calls		63,710



Changes in January, 2018 Report: Response time for ALS and BLS has been added to this report.

Total Calls for EMS by County July, 2019

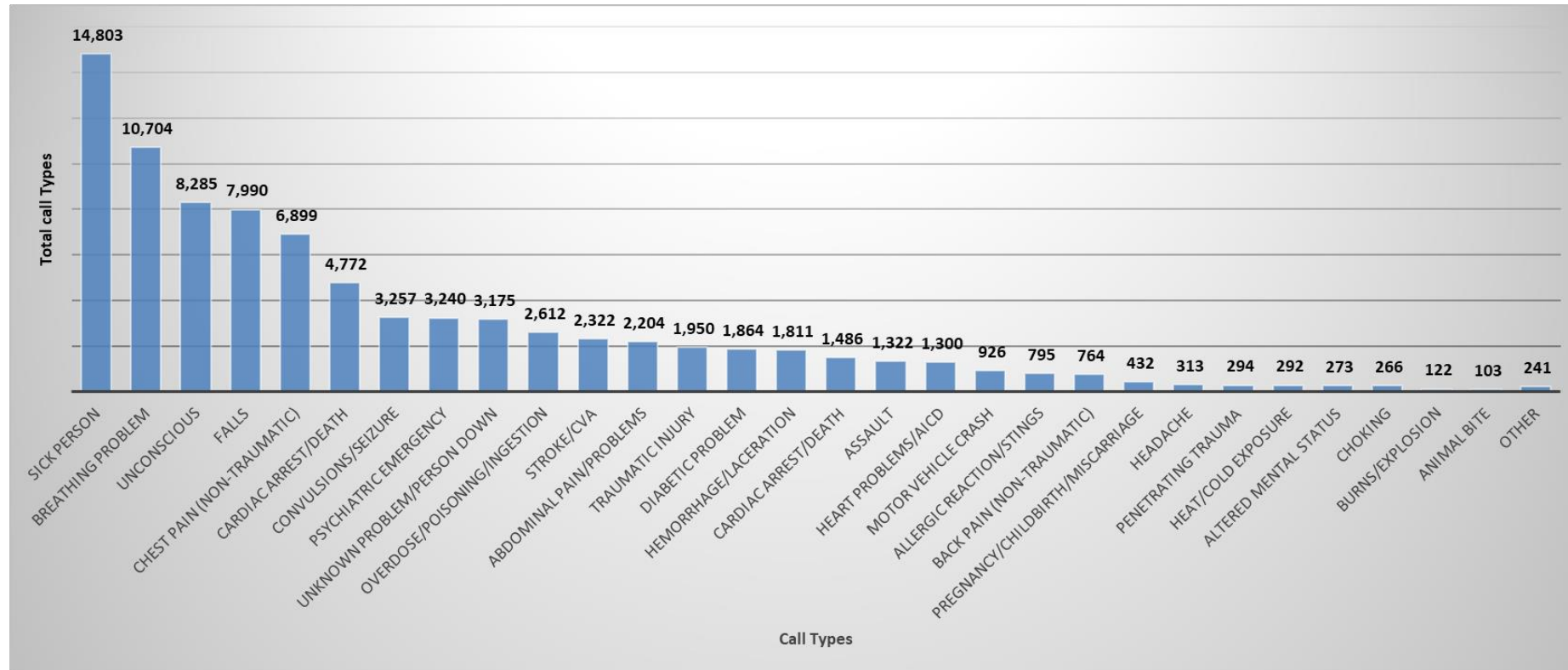


County	Essex	Middlesex	Camden	Bergen	Hudson	Union	Atlantic	Ocean	Mercer	Monmouth	Burlington
Total Calls	11,597	7,383	6,391	5,820	5,332	4,983	4,922	4,748	4,631	4,380	4,143
% Total	13.7%	8.7%	7.5%	6.9%	6.3%	5.9%	5.8%	5.6%	5.5%	5.2%	4.9%
County	Passaic	Morris	Gloucester	Cumberland	Cape May	Somerset	Hunterdon	Sussex	Warren	Salem	Total Calls
Total Calls	3,450	3,426	2,716	2,462	2,329	2,062	1,154	1,084	964	840	84,817
% Total	4.1%	4.0%	3.2%	2.9%	2.7%	2.4%	1.4%	1.3%	1.1%	1.0%	100%

- Total call report includes all emergency responses by agencies where a patient encounter occurred and a report was generated
- Includes 100% ALS and ~85% BLS statewide data
- Non-patient type call types are excluded from this report
- Non-emergency patient transports are excluded in this report

Call Types with More than 100 Reported Incidents Statewide July, 2019

Incident Call Types	Count	Percent
Sick Person	14,803	17.5%
Breathing Problem	10,704	12.6%
Unconscious	8,285	9.8%
Falls	7,990	9.4%
Chest Pain (Non-Traumatic)	6,899	8.1%
Cardiac Arrest/Death	4,772	5.6%
Convulsions/Seizure	3,257	3.8%
Psychiatric Emergency	3,240	3.8%
Unknown Problem/Person Down	3,175	3.7%
Overdose/Poisoning/Ingestion	2,612	3.1%
Stroke/CVA	2,322	2.7%
Abdominal Pain/Problems	2,204	2.6%
Traumatic Injury	1,950	2.3%
Diabetic Problem	1,864	2.2%
Hemorrhage/Laceration	1,811	2.1%
Cardiac Arrest/Death	1,486	1.8%
Assault	1,322	1.6%
Heart Problems/AICD	1,300	1.5%
Motor Vehicle Crash	926	1.1%
Allergic Reaction/Stings	795	0.9%
Back Pain (Non-Traumatic)	764	0.9%
Pregnancy/Childbirth/Miscarriage	432	0.5%
Headache	313	0.4%
Penetrating Trauma	294	0.3%
Heat/Cold Exposure	292	0.3%
Altered Mental Status	273	0.3%
Choking	266	0.3%
Burns/Explosion	122	0.1%
Animal Bite	103	0.1%
Other	241	0.3%
Total Call Types	84,817	100%



- The call type is a description of the emergency as designated by the dispatch center. Call type (descriptions) are based on the predefined “national” call types which are and “mapped” by the agency’s specific software.
- Includes 100% ALS and ~85% BLS statewide data
- This report includes call types as reported by the EMS agency
- Non-patient type calls are excluded from this report
- Non-emergency patient transports are excluded in this report
- Some category names have been shortened for brevity

Top Five Call Types by County, July, 2019

Atlantic		Bergen		Burlington		Camden		Cape May	
Call Type	# Calls	Call Type	# Calls	Call Type	# Calls	Call Type	# Calls	Call Type	# Calls
Sick Person	1427	Sick Person	1157	Breathing Problem	579	Sick Person	1156	Sick Person	463
Falls	437	Breathing Problem	793	Falls	467	Unconscious	996	Falls	322
Chest Pain (Non-Traumatic)	414	Falls	692	Sick Person	409	Breathing Problem	856	Unconscious	216
Breathing Problem	404	Unconscious	507	Unknown Problem/Person Dow	403	Chest Pain (Non-Traumatic)	533	Breathing Problem	200
Unconscious	329	Chest Pain (Non-Traumatic)	427	Unconscious	391	Falls	466	Chest Pain (Non-Traumatic)	198

Cumberland		Essex		Gloucester		Hudson		Hunterdon	
Call Type	# Calls	Call Type	# Calls	Call Type	# Calls	Call Type	# Calls	Call Type	# Calls
Sick Person	595	Sick Person	2621	Breathing Problem	396	Sick Person	932	Unconscious	154
Breathing Problem	286	Breathing Problem	1233	Falls	370	Breathing Problem	761	Breathing Problem	148
Chest Pain (Non-Traumatic)	267	Unconscious	864	Unconscious	349	Unconscious	596	Sick Person	128
Unconscious	181	Traffic/Transportation Incident	858	Chest Pain (Non-Traumatic)	345	Chest Pain (Non-Traumatic)	474	Falls	110
Psychiatric Emergency	174	Falls	723	Sick Person	190	Unknown Problem/Person Down	367	Chest Pain (Non-Traumatic)	107

Mercer		Middlesex		Monmouth		Morris		Ocean	
Call Type	# Calls	Call Type	# Calls	Call Type	# Calls	Call Type	# Calls	Call Type	# Calls
Sick Person	971	Sick Person	1197	Breathing Problem	606	Sick Person	622	Breathing Problem	735
Breathing Problem	686	Breathing Problem	874	Falls	570	Falls	443	Falls	628
Chest Pain (Non-Traumatic)	483	Falls	777	Unconscious	538	Breathing Problem	424	Unconscious	528
Falls	389	Unconscious	679	Sick Person	289	Unconscious	312	Sick Person	510
Unconscious	348	Chest Pain (Non-Traumatic)	652	Chest Pain (Non-Traumatic)	287	Chest Pain (Non-Traumatic)	305	Chest Pain (Non-Traumatic)	277

Passaic		Salem		Somerset		Sussex		Union	
Call Type	# Calls	Call Type	# Calls	Call Type	# Calls	Call Type	# Calls	Call Type	# Calls
Sick Person	652	Unknown Problem/Person Down	188	Breathing Problem	281	Sick Person	198	Sick Person	907
Breathing Problem	468	Breathing Problem	104	Unconscious	257	Breathing Problem	144	Breathing Problem	592
Unconscious	280	Chest Pain (Non-Traumatic)	84	Falls	251	Falls	113	Unconscious	479
Chest Pain (Non-Traumatic)	269	Unconscious	66	Chest Pain (Non-Traumatic)	235	Chest Pain (Non-Traumatic)	111	Falls	420
Falls	233	Convulsions/Seizure	61	Sick Person	232	Unconscious	70	Chest Pain (Non-Traumatic)	391

Warren		New Jersey	
Call Type	# Calls	Call Type	# Calls
Unconscious	145	Sick Person	14,803
Breathing Problem	134	Breathing Problem	10,704
Falls	114	Unconscious	8,285
Sick Person	109	Falls	7,990
Chest Pain (Non-Traumatic)	103	Chest Pain (Non-Traumatic)	6,899

- The call type is a description of the emergency as designated by the dispatch center. Call type (descriptions) are based on the predefined "national" call types which are and "mapped" by the agency's specific software
- Includes 100% ALS and ~85% BLS statewide data
- This report includes call types as reported by the EMS agency
- Non-Patient type calls are excluded from this report
- Non-Emergency patient transports are excluded in this report
- Some category names have been shortened for brevity